




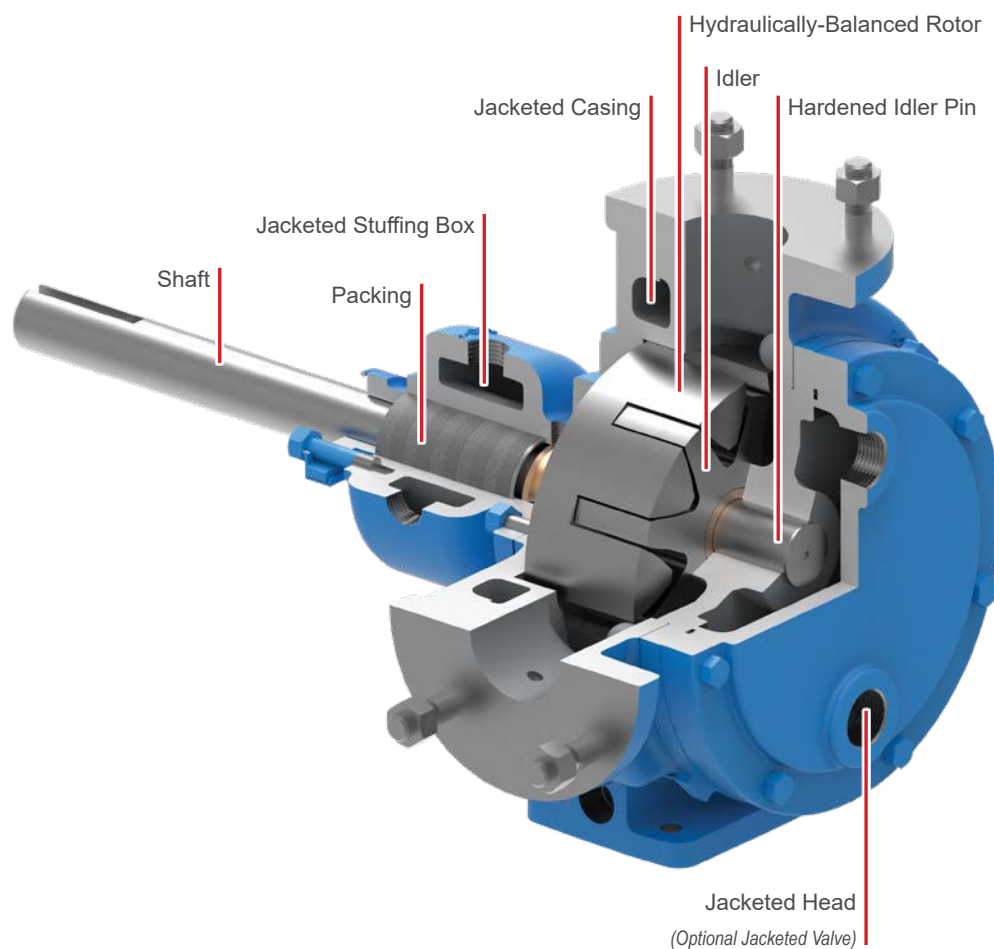
34 SERIES™

CAST IRON CONSTRUCTION | ASPHALT PUMP



FEATURES & BENEFITS

- Fully jacketed pump to rapidly deliver heat directly to the stuffing box, casing and head
- Jacketing suitable for hot oil or steam for enhanced application flexibility
- Simple, economical design for transfer and delivery of asphalt and bitumen at low to moderate pressures



CAPACITY
to 450 GPM
(102 m³/h)



PRESSURE
to 100 PSI
(7 BAR)



VISCOSITY
28 to 250,000 SSU
(1 to 55,000 cSt)

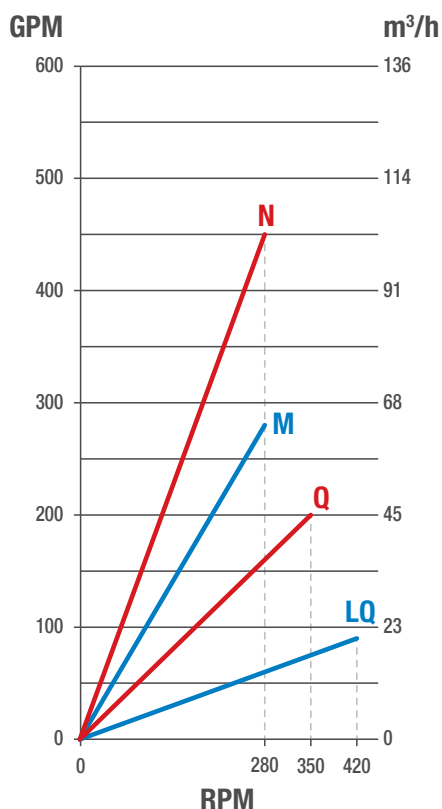


TEMPERATURE
-60°F to +450°F
(-50°C to +230°C)

PERFORMANCE

MODELS	SPECIFICATIONS				
Jacketed	Performance			Standard Ports	
Packing	Max Speed, RPM	GPM	m ³ /h	Size, Inches	Type
LQ34	420	90	20	2.5	Flange
Q34	350	200	45	3	Flange
M34	280	280	64	4	Flange
N34	280	450	102	5	Flange

CURVES



PORTING

- Right Angle (90°)
- Flanged

SEALING

- Packing

MOUNTING

- Foot Mount

OPTIONS

- Jacketed Internal Relief Valve
- Hardened Part Options
- Plain Head for Externally Lubricated Idler Pin

DRIVES

- Ⓡ Offset Gear Reducer Drive
- Ⓟ Purchased Gear Reducer Drive
- Ⓥ V-Belt Drive

TYPICAL APPLICATIONS

- Asphalt
- Bitumen
- Tar
- Pitch
- Bunker Oils
- Residual Oils

VIKING PUMP®

VIKING PUMP, INC.
A Unit of IDEX Corporation
406 State Street
Cedar Falls, Iowa 50613 U.S.A.
vikingpump.com

CONTACT YOUR STOCKING DISTRIBUTOR TODAY

GLOBAL LEADER IN POSITIVE DISPLACEMENT PUMPING SOLUTIONS: Cedar Falls, Iowa, USA | Windsor, Ontario, Canada | Shannon, Ireland | Eastbourne, United Kingdom

IDEX

© Copyright 2022 Viking Pump, Inc. All Rights Reserved. Rev0322 | Form No. 1491