



Expert
Solutions
for Critical
Applications

BRAND
Portfolio



Where Innovation Flows

ECCENTRIC DISC PUMPS
ROTARY VANE PUMPS
VANE & SCREW COMPRESSORS
LOBE PUMPS
PERISTALTIC (HOSE) PUMPS
HYDRAULIC COOLERS



mouvex.com

PSG[®], a Dover company, is a global leader in positive displacement pump and supporting technologies, delivers value-added pumps and systems that serve customers requiring the safe and efficient transfer of critical and valuable materials. PSG features world-class pump brands and has multiple facilities on three continents (North America, Europe and Asia) that are ISO certified. We are passionately committed to innovative technologies that will positively impact the world. Our priority is providing the market expertise you need by delivering tomorrow's innovative fluid and material transfer solutions today.

Where Innovation Flows

POSITIVE DISPLACEMENT PUMPS

RECIPROCATING	ROTARY
Almatec [®] AODD	Abaque [™] PERISTALTIC
Neptune [™] METERING	Blackmer [®] SLIDING VANE
Wilden [®] AODD	EnviroGear [®] INTERNAL GEAR
Quattroflow [™] QUATERNARY DIAPHRAGM PUMP TECHNOLOGY	Mouvex [®] ECCENTRIC DISC
	Blackmer [®] SCREW
	RedScrew [™] SCREW
	Ebsray [®] VANE, GEAR

PUMPS & SYSTEMS TECHNOLOGIES

CENTRIFUGAL	REGEN TURBINE	MIXERS	COMPRESSORS	SYSTEMS
System One [®]	Ebsray [®]	Neptune [™]	Blackmer [®]	Fluid Dynamics [™]
Griswold [™]		Quattroflow [™]	Mouvex [®]	Neptune [™]
				Mouvex [®]



Mouvex® is the leading global provider of positive displacement pumps and compressors for the transfer of liquids or dry bulk products. Mouvex is a brand within PSG, a Dover Company – located in Oakbrook Terrace, IL, USA.

Who We Are

ECCENTRIC DISC PUMPS

ROTARY VANE PUMPS

VANE & SCREW
COMPRESSORS

LOBE PUMPS

PERISTALTIC (HOSE) PUMPS

HYDRAULIC COOLERS



Auxerre, France – Mouvex's world headquarters are located in Auxerre, France in a state-of-the-art, 100,000 square-foot (9,300 m²) complex. Mouvex also has operations and customer support centers around the world to assist with immediate needs, regardless of location.

Over 100 Years Of Innovation

Engineer Andre Petit, inspired by the principle of eccentric movement, established Mouvex in 1906. His son Albert followed in his footsteps, assuming leadership of the French eccentric disc pumping leader in 1938. Today, Mouvex is a global powerhouse with operations on five continents, developing innovative products and penetrating new markets, which ensures a bright future for decades to come.

Core Values: Key to Success

Mouvex's success can be attributed to adhering to PSG core values: Safety, Quality, Schedule, Cost, and Community. Many successful businesses have a passion for consumer-driven partnerships, and Mouvex takes great pride in their consumer relationships. Mouvex is not only committed to the quality of the products they produce, but also to how they conduct business with their partners and consumers. Mouvex is committed to over-delivering to customers and actively participating in their future global performance and growth, giving constant focus to improving the quality and innovation behind their service and products.

MARKETS SERVED

ENERGY

Mouvex pumps are widely used to load, transfer and unload petroleum.

Typical Applications Handled:

- Fuel Oil
- Gasoline
- Diesel
- Biofuels
- Feedstock
- Methanol
- Ethanol
- Oil & Gas
- Processing

PROCESS

Chemical companies around the world rely on Mouvex for their fluid transfer needs. Mouvex transfers raw products from storage containers to loading of product onto transport vehicles.

Typical Applications Handled:

- Acids
- Carbon Dioxide
- Solvents
- Soap & Detergents
- Paper - Glue
- Paints, Inks & Coatings
- Isocyanate - Polyols
- Polyurethane

MILITARY & MARINE

Mouvex is proud to support the military with our leading-edge pumps and compressors.

Typical Applications Handled:

- Fuel Oil
- Gasoline
- Kerosene
- Lube Oil

TRANSPORT

Mouvex Pumps and compressors move raw product from rail and transport vehicles to bulk storage tanks and facilities.

Typical Applications Handled:

- Oils
- Fuels
- Chemicals
- Liquid Foods
- Bio-lube
- Asphalt
- Liquid Waste
- Liquid Fertilizers
- Dry Bulk

HYGIENIC

Mouvex is a leader in the food, beverage and pharmaceutical industries with its innovative Eccentric Disc Pumps that improve productivity and efficiency.

Typical Applications Handled:

- Dairy
- Beverages
- Confectionery
- Sauces & Dressings
- Animal Food
- Cosmetics
- Pharmaceutical







Eccentric Disc

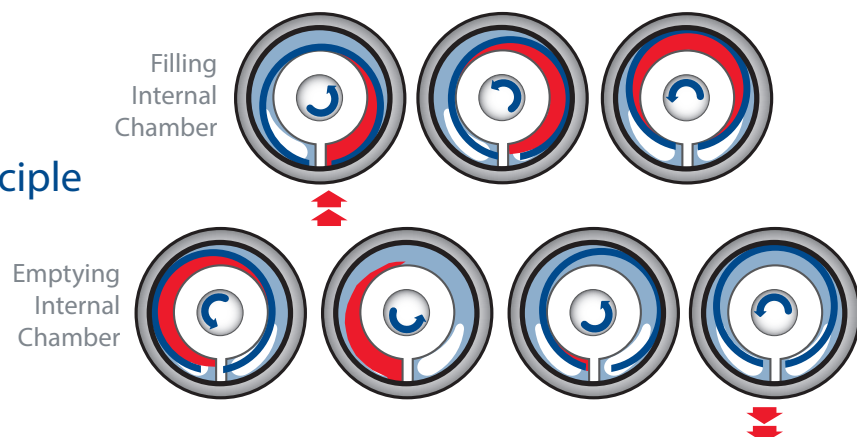
How It Works

Eccentric movement technology is at the core of Mouvex. Mouvex founder Andre Petit identified the challenges that gear and lobe pump users were facing in optimizing their process and invented the eccentric disc pump as a result. Mr. Petit specifically placed a disk inside the pump cylinder so the eccentric disk would be more user-friendly. This disc is driven by an eccentric bearing that is installed on the pump shaft, thus creating four distinct pumping chambers that increase and decrease in volume as the disc is rotated by the eccentric bearing. The four chambers produce both suction and discharge pressures as the chambers move in pairs that are 180 degrees apart. This ensures that the fluid passes through the pump at a constant and regular flow rate.

Mouvex Technology

Eccentric disc pumps consist of a cylinder and pumping element mounted on an eccentric shaft. As the eccentric shaft is rotated, the pumping element forms chambers within the cylinder, which increase in size at the intake port, drawing fluid into the pumping chamber. The fluid is transported to the discharge port where the pumping chamber size is decreased. This action squeezes the fluid out into the discharge piping.

Mouvex Principle



TECHNOLOGY: ECCENTRIC DISC

Micro C Series Eccentric Disc Pumps

The Micro C Series Seal-less Eccentric Disc Pumps are designed for continuous transfer and low-flow metering. They deliver consistent performance and are minimally affected by fluctuations in pressure and viscosity.

Applications

- Dairy
- Sauces & Dressings
- Beverages, Wines and Beers
- Cereals
- Cakes and baked goods
- Confectionery
- Cosmetics
- Pharmaceutical
- Animal food & pet food
- Laboratory
- Chemical
- Biofuel
- Paints & Coating
- Paper

Features and Benefits:

- Seal less design eliminates leakage
- Drainability
- Eliminates maintenance
- Small footprint
- Self-priming with strong suction lift
- Low shear
- More efficient
- Ability to run dry
- Saves costs
- Ability to clear pipes
- Maintains consistent performance over time
- Easy integration

Technical Data:

- Body, bellows and cylinder: 316 stainless steel
- Disc: CY5SnBiM (anti-galling alloy)

Performance Data:

- Max. flow rate: up to 800 L/hr (3.5 gpm)
- Max. differential pressure: up to 15 bar (217 psi)
- Max. temperature: 100°C (212°F)

Certifications & Associations:



Micro C Series: C125
Eccentric Disc Pump





C Series
Eccentric Disc Pump



SLC Series
Eccentric Disc Pump



TECHNOLOGY: ECCENTRIC DISC

C & SLC Series Eccentric Disc Pumps

The seal-less C & SLC Series eccentric disc pumps feature superior volumetric performance. Unlike gear and lobe pumps that lose efficiency as they wear, Mouvex eccentric disc pumps sustains high efficiency levels over time, resulting in productivity gains and energy savings. Used in multiple fluid handling applications within the food and processing industries, Mouvex eccentric disc pumps can be flushed and cleaned in place without disassembly while completely maintaining gentle fluid-handling characteristics.

Applications

- Dairy
- Sauces & dressing
- Beverages, wines and beers
- Cereals
- Cakes and baked goods
- Confectionery
- Cosmetics
- Pharmaceutical
- Animal & pet food
- Laboratory
- Chemical
- Biofuel
- Paints & coatings
- Paper

Features and Benefits:

- Highly efficient Mouvex principle design
- Seal-less design
- Self-priming with strong suction power
- Line stripping capabilities
- Dry-run capabilities
- Ideal for low and high viscosities
- Ideal for shear sensitive fluids
- Clean-in-Place (CIP) and Sterilize-in-Place (SIP) capabilities
- Eliminates leakage
- Outstanding volumetric efficiency
- Reduces maintenance
- Low linear speed

Technical Data:

- C series : Body, disc and cylinder: Ductile Iron
- SLC series:
 - Body, bellows and cylinder: 316 stainless steel
 - Disc: CY5SnBiM (anti-galling alloy)
- Shaft sealing by double stainless steel bellow
- Optional heating jacket

Performance Data:

- Max. flow rate: up to 36 m³/h (158.5 gpm)
- Max. differential pressure: up to 16 bar (232 psi)
- Max. temperature: 100°C (212°F) or 160°C (320°F) on high temperature versions.

Certifications & Associations:



TECHNOLOGY: ECCENTRIC DISC

S & SLS Series Eccentric Disc Pumps

Designed specifically for hygienic applications, the S & SLS Series Eccentric Disc Pumps feature CIP and SIP capabilities, but can also be cleaned by hand due to their quick and easy opening. The seal-less pumps feature a transmission mechanism protected by a tasteless, high-resistance elastomer sleeve.

Applications

- Dairy
- Beverages
- Confectionery
- Cosmetics
- Laboratory

Features and Benefits:

- Eliminates leakage
- Pump product constantly renewed
- Low shearing
- Ability to drain pipes
- Dry-run capabilities
- Precise dosing
- Outstanding volumetric efficiency
- Maintains performance over time
- Accurate volume metering
- Self-priming with strong suction power
- Reduced maintenance
- Low linear speed

Technical Data:

- Body and cylinder: 316 stainless steel
- Shaft sealing:
 - SLS: by double stainless steel bellows
 - S: by FKM sleeve
- Disc: CY5SnBiM (anti-galling alloy)
- Optional heating jacket

Performance Data:

- Max. flow rate: up to 36 m³/h (158.5 gpm)
- Max. differential pressure: up to 16 bar (232 psi)
- Max. temperature : 100°C (212°F)

Certifications & Associations:



S Series: S6 Unit
Eccentric Disc Pump



S Series: S6
Eccentric Disc Pump



SLS 1
Eccentric Disc Pump



SLS 8
Eccentric Disc Pump



SLS 12
Eccentric Disc Pump



TECHNOLOGY: ECCENTRIC DISC

A Series Eccentric Disc Pumps

The A Series Eccentric Disc Pumps have been designed to easily adapt to liquids that are viscous, non-lubricating, volatile or delicate. A Series pumps can meet these challenges through their eccentric disc design, which results in exceptional self-priming and pipe-clearing capabilities, even when running dry.

Applications

- Detergents
- Tallow
- Glues
- Asphalt
- Inks
- Emulsions
- Thermal fluids
- Paint
- Fuel
- Molasses
- Heavy fuel oil
- Oils
- Fatty substances
- Solvents

Features and Benefits:

- Highly efficient
- Exceptional self-priming capabilities
- Maintain initial performance levels over time
- No adjustments required
- Constant output flows independent of delivery pressure
- Excellent efficiency
- Durable
- Maintains constant output
- Transfers viscous, non-lubricating, volatile or delicate fluids
- Smooth transfer
- Maintains initial performance

Technical Data:

- Ductile iron construction
- Optional jacketed head available
- Capable of operating in either direction of rotation

Performance Data:

- Max. flow rate: up to 55 m³/hr (242 gpm)
- Max. differential pressure: up to 10 bar (145 psig)
- Max. temperature: 150° C / (302 °F)

Certifications & Associations:



A Series: A31
Eccentric Disc Pump





TECHNOLOGY: ECCENTRIC DISC

CC20 Tank Truck Series Eccentric Disc Pumps

The CC20 Pump is an ideal solution for filling and emptying road tankers, due to its vehicle-mounted design. This multi-purpose application also enables it to be used as a stationary unit.

Applications

- Waste oil
- Resins
- Fuels
- Soda
- Solvents
- Petrol
- Silicates
- Crude oil
- Syrup
- Emulsions
- Paraffin
- Lubricants
- Inks
- Adhesives

Features and Benefits:

- Total draining of hoses
- Simple installation
- Compact
- Reduced weight
- Excellent self-priming capacity
- Constant and smooth delivery

Technical Data:

- Cast iron, steel and bronze construction
- Special "solvents" construction
- Safety bypass integrated

Performance Data:

- Max. flow rate: 30 m³/hr (132 gpm)
- Max. viscosity: 750 cSt
- Max. rotation speed: 750 rpm

Certifications & Associations:



CC20 Series
Eccentric Disc Pump






Vane Technology

How It Works

Sliding Vane Pumps

Sliding vane pumps have a number of vanes that are free to slide into or out of slots in the pump rotor. When the pump driver turns the rotor, centrifugal force, rods and/or pressurized fluid causes the vanes to move outward in their slots and bear against the inner bore of the pump casing forming pumping chambers. As the rotor revolves, fluid flows into the area between the vanes (pumping chambers) when they pass the suction port. The fluid is transported around the pump casing until the discharge port is reached. At this point, the fluid is squeezed out into the discharge piping.

Vane Pump Principle



TECHNOLOGY: SLIDING VANE

P Series Rotary Vane Pumps

The P Series Vane Pumps are designed for highly viscous products. This ATEX-certified pump handles non-lubricating, abrasive and corrosive products, and can be dismantled without disconnecting the suction and discharge lines.

Applications

- Energy
- Chemical
- Food
- Pulp & paper
- Biofuels
- Bitumen

Features and Benefits:

- Highly efficient sliding vane technology
- Self-adjusting vanes sustain performance
- Self-priming
- Line stripping capabilities
- Dry-run capabilities
- Ideal for thin or non-lubricating, viscous, abrasive and corrosive fluids

Technical Data:

- Cast iron and stainless steel models available
- Multiple sizes are available
- Capable of operating in either direction of rotation

Performance Data:

- Max. flow rate: 110 m³/hr (484 gpm)
- Max. differential pressure: 12 bar (175 psi)
- Max. temperature: 250°C (482°F)
- Max. viscosity: 200,000 cSt (900,000 ssu)

Certifications & Associations:



P Series: P 25
Rotary Vane Pump



TECHNOLOGY: SLIDING VANE

CC8 Series Rotary Vane Pumps

The CC8 Tank Truck Vane Pump is the ideal solution for petroleum product transfer on tankers. The pump features robust construction, while allowing high performance in heavy-duty road transport applications.

Applications

- Diesel
- Kerosene
- Heating oil
- Oil heavy fuel
- Petroleum
- Biodiesel paraffin

Features and Benefits:

- Quiet operation
- Compact
- Increased safety
- Broad flow range
- Constant flow rate

Technical Data:

- Max. temperature (heavy fuel): 170°C (338°F)

Performance Data:

- Max. flow rate: 100m³/h (440 gpm)
- Max. viscosity (heavy fuel): 900 cSt



CC8 Series: CC 40
Rotary Vane Pump

Certifications & Associations:





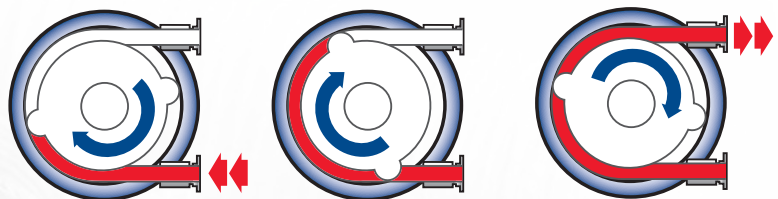
ABAQUE™ Series

How It Works

ABAQUE™ Series Peristaltic Hose Pumps

The principle of the peristaltic hose pump is based on the alternating contraction and relaxation of the hose forcing the contents through the pump and into the discharge piping. A smooth wall, flexible hose is fitted in the pump casing and is completely squeezed between two shoes on the rotor and the inside of the pump casing. The rotating action moves the product through the hose at a constant rate of displacement without slippage. The hose restitution after the squeeze, produces an almost full vacuum that draws the product into the hose from the intake piping. The pump casing is half-full with lubricant to cool the pump and lengthen the service life of the shoes and hose. Since the product only contacts the hose and not the internal pump components, this pumping technology is very suitable for abrasive and corrosive applications.

Peristaltic
Pump
Principle



ABAQUE™
PERISTALTIC HOSE PUMP

TECHNOLOGY: PERISTALTIC

ABAQUE™ Series Peristaltic Hose Pumps

The Mouvex ABAQUE Series pump can handle the toughest pumping challenges, including abrasive and aggressive fluids, as well as shear-sensitive and viscous materials. Its seal-free design eliminates leaks and contamination. The fluids are contained within the hose, and the hose is the primary maintenance component.

Applications

- Chemical processing
- Food
- Industrial water treatment
- Paints and coatings
- Municipal water treatment
- Ceramics
- Mining
- Filter press equipment

Features and Benefits:

- Seal-less design
- Reversible pump
- Dry-run capabilities
- Self-priming capabilities

Technical Data:

- Sizes: 10mm (3/8 in.) to 125mm (5 in.)
- ANSI, DIN or barbed connections
- Hose options: Natural rubber, Buna-N, EPDM, NBR-FDA
- Ductile iron non-wetted components

Performance Data:

- Max. flow: 77 m³/hr (339 gpm)
- Max. discharge pressure: 16 bar (232 psig)
- Max. suction lift: 9 m (29.5 ft) of water
- Max. viscosity: 40,000 cSt (185,000 ssu)


Certifications & Associations:



ABAQUE™
PERISTALTIC HOSE PUMP



ABAQUE Series
Peristaltic Hose Pump



Screw Compressors

How It Works

Within the compressor body there are two screws with matching profiles: a female and a male screw. The female screw has concave inlets and the male screw has convex helical inlets. The screws rotate in opposite directions with the female screw receiving the driving power and transmitting this power to the male screw through a set of synchronization gears. Screw Compressors have three phases that they must go through in order to work properly. The first is the Intake phase, the second is the Compression phase, and the last is the Exhaust phase.

INTAKE PHASE

As the screws rotate, the air is drawn into the inlet port and fills up the space between the screws.

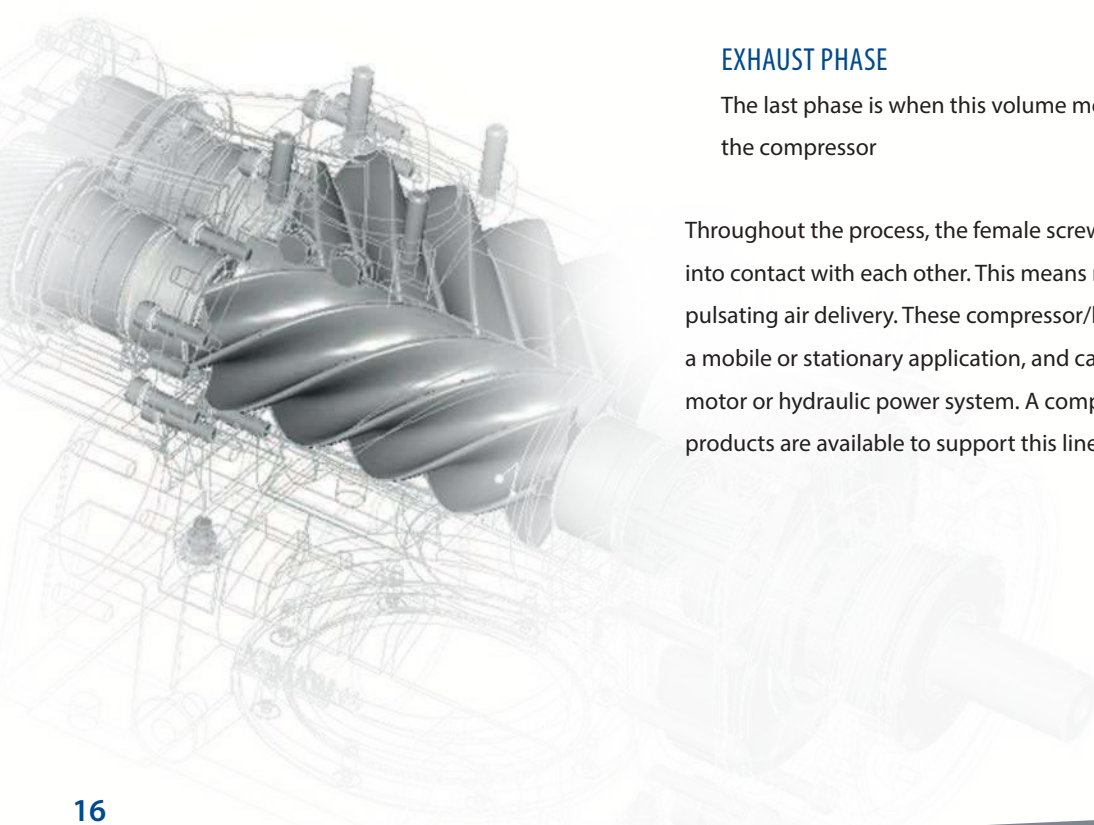
COMPRESSION PHASE

The second phase begins when the end of a male thread blocks the end of a female thread. The volume available between the compressor body and these two threads then progressively decrease during rotation.

EXHAUST PHASE

The last phase is when this volume merges into the delivery outlet of the compressor

Throughout the process, the female screw and male screw do not come into contact with each other. This means no wear, total reliability and non-pulsating air delivery. These compressor/blowers can be used in either a mobile or stationary application, and can be driven by a PTO, electric motor or hydraulic power system. A complete range of dedicated ancillary products are available to support this line.



TECHNOLOGY: SCREW COMPRESSOR

Screw Compressors

B200 - B600 - Mistral - Typhon II - B1500 - MH6

Mouvex is one of the leading global suppliers of oil-free screw compressors for dry bulk transport tankers or liquids unloading. The MH6 is the world's first combination screw compressor/ power take off unit for the dry bulk transport market. It combines Hydrocar PTO technology and the Mouvex screw compressor principal as a solution for dry bulk unloading.

Applications

- Cement
- Flour
- Lime
- Cereals
- Calcareous
- Sand
- Plastic Granulate
- Gravel
- Animal's food
- Liquids products (with B200)

Features and Benefits:

- Oil-free compressors
- Lightweight
- Maximum flow rate
- Reduced maintenance
- Compatibility with all trucks
- All driving systems possible

Technical Data:

- Cast iron construction
- Cooled or non-cooled systems (packages)
- Full options and accessories available
- Multiple sizes available

Performance Data:

- Flow rate (air): 120-1,550 m³/hr (70-912 cfm)
- Max. discharge pressure: 2.5 bar (36 psig)

Certifications & Associations:



TECHNOLOGY: SCREW COMPRESSOR

Screw Compressor Packages

Mouvex has developed modular systems (cooled and non-cooled) fitted with common accessories for PTO direct drive systems that can be mounted inside the truck frame regardless of the compressor type. These screw compressor packages can be easily installed onto all truck manufacturer's chassis.

Applications

- Dry bulk unloading
- Liquids unloading (with B200)
- Liquid transport

Features and Benefits:

- Mouvex / Optional drive systems included pulley (V-belt) driven, hydraulic drive, electrical motor or engine drive
- Complete modular systems (Direct gear box mounted / Direct PTO mounted / PTO shaft drive)
- Lightest and smallest direct drive system
- Complete assembled package (plug in system)
- 70 percent weight reduction possible (MH6)
- Increased turnover
- Euro 6 legislation compliant (MH6)
- Reduced maintenance
- Compatibility with all trucks
- All driving systems possible

Technical Data:

- Cast iron construction
- Cooled or non-cooled systems (packages)
- Full options and accessories available
- Multiple sizes available

Performance Data:

- Flow rate (air): 120-1,550 m³/h (70-912 cfm)
- Max. discharge pressure: 2.5 bar (36 psig)

Certifications & Associations:



B200 Flow Control
Screw Compressor



MH6
Screw Compressor



TECHNOLOGY: VANE COMPRESSOR

Enterprise Vane Compressor

Enterprise Compressors are designed for oil-free discharge of fluids that can cause problems for cargo pumps. The compressors are constructed of corrosion-resistant, hard-coated cast iron to withstand harsh environmental and operating conditions.

Applications

- Chemicals
- Food
- Bitumen/Asphalt
- Liquid Fertilizers

Features and Benefits:

- Oil-free rotary compressor
- Constructed of corrosion-resistant, hard-coated iron to withstand harsh environmental and operating conditions
- Blade can be inspected without disassembly of the compressor
- Evacuation of residual product
- Improved containment
- Easy disassembly and reassembly

Technical Data:

- Cast iron construction
- Sizes: Inlet – 1-1/2"; Outlet – 1-1/2"
- Two sizes available
- Full options and accessories available

Performance Data:

- Max. flow rate (air): 128-173 m³/hr (75-102 cfm)
- Max. discharge pressure: 2.5 bar (36 psig)

Certifications & Associations:



Enterprise Series: E 140
Vane Compressor



HYDRIVE® Hydraulic Cooler

At the heart of a hydraulic drive system, the self-contained Mouvex Hydrive hydraulic coolers are designed for easy truck mounting. Their compact size allows for easy installation for trucks with minimal space on chassis rails.

Applications

- Oil cooler

Features and Benefits:

- Maintenance friendly
- Compact
- Durable
- Stainless steel construction protects against corrosion
- Maximum performance and heat dissipation up to 20 kW (26 hp)
- Lower in weight and volume than standard tank
- Quiet operation

Certifications & Associations:



HYDRIVE Series: 2010 A
Hydraulic Cooler

BLK 4-T Rotary Lobe Tank Truck Pump

BLK 4-T Positive Displacement Lobe Pumps set a new standard for rotary lobe pumps. Designed to be more compact to easily fit in narrow areas, the BLK Series is the best ally to satisfy ever-increasing transport requirements.

Applications

- Food Transport
- Chemical
- Beverage processing

Features and Benefits:

- Compact and easy to fit in narrow areas
- Reversible
- Built-in heater

Technical Data:

- Unique shaft sealing design which doesn't require any maintenance
- 316 L stainless steel (wetted components)
- Sizes: Inlet – 100 mm (4 in.); Outlet – 80 mm (3 in.)
- Facing horizontally or vertically
- Connection type: DIN or SMS
- Max. temperature: 120°C (248°F)

Performance Data:

- Max. flow: 42 m³/hr (184 gpm)
- Max. pressure: 7 bar (101 psi)

Certifications & Associations:



BLK 4-T
Rotary Lobe Tank
Truck Pump